

# HEAVY DUTY WIRE WOUND RHEOSTATE

HIGH POWER /INDUCTIVE & NON-INDUCTIVE

## Applications:


Automobile, D.C. /A.C. drives, control engineering, avionics, instrumentation, heavy industrial applications  
 Power Switchgear/protection, Slip ring motor starting, nuclear, solid state physical application, X-ray,  
 Power supplies Nuclear/power plant/heavy electrical and mechanical engineering, packaging,  
 Special performance sensor actuators for linear/rotary motion control, generation//transmission/distribution.

## Introduction:


MWWR series of power rheostate are silicon coated/vitrious wire wound resistance are improved version of mangnin/eureka/other precision alloy ensuring better thermal stability over wide power range. Variable resistance in manual/auto mode is achieved by a rider with high melting pint/corrosion resistance(climatic/electrochemically) moving linearly over rhestate..These rheostate are coated with special siloxane coating/ceramic coating to ensure high dielectric strength of wiring. In some cases these resistance may be offered coating withstanding higher temperature range. End terminal are either tin coated brass or copper metal. Tailor-made resistances are always encouraged.

## Benefits:

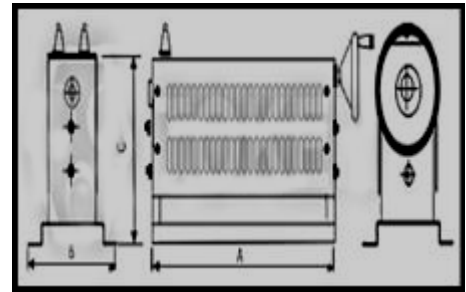
- High flash temperature / Better temperature operating range.
- Easy installation, Non abrasive/ chemically compatible.
- Stable power dissipation over specified working ranging.
- High energy density/thermal stability/dielectric strength coating.
- Moisture resistance
- Vibration /shok resistance



Low Power Manual Rheostate



High Power Manual Rheostate



Tentative Drawing

## Electrical/Mechanical specifications:

Power: 200 to 10000 Watts

Model	Power watt	Length m.m.	O.D. m.m.	I.D. m.m..	L <sub>total</sub> m.m. A	W <sub>total</sub> m.m. B	W <sub>lead</sub> m.m.	T <sub>lead</sub> m.m	R <sub>min</sub> ohm	R <sub>max</sub> ohm
MWWRH-002	0200	200	40	20	300	060	8-15	0.8-2.0	00.5	100
MWWRH-005	0500	300	50	22	450	070	8-15	0.8-2.0	00.5	100
MWWRH-010	1000	500	50	22	750	070	8-15	0.8-2.0	00.5	100
MWWRH-015	1500	650	40	20	900	060	8-15	0.8-2.0	00.5	100
MWWRH-020	2000	650	50	22	950	090	8-15	0.8-2.0	00.5	150
MWWRH-025	2500	750	70	30	1300	090	8-15	0.8-2.0	00.5	150
MWWRH-030	3000	750	78	30	1300	098	8-15	0.8-2.0	00.5	200
MWWRH-050	5000	750	85	36	1300	105	8-15	0.8-2.0	00.5	200
MWWRH-075	7500	900	78	30	1350	098	8-15	0.8-2.0	00.5	300
MWWRH-099	9999	900	85	36	1350	105	8-15	0.8-2.0	00.5	300

## General Electrical/Mechanical Technical Specification:

- Resistance Range: 0.0-500 ohm
- Resistance tolerance :R ±5%(J) ±10%(K)
- Terminal: tin coated copper
- Coating: siloxane modified polymer(glazed/non-glazed)
- Temperature coefficient ( -55°C-155 °C ): ±350PPM/□ Max
- Short-term over load :1000%rated power 5s
- Rated Load Rated wattage 30 min: □R±(2%+0.05Ω)
- Effect of Soldering:□R±(0.2%+0.05Ω)
- Insulation Resistance: 5-6 over 1000MΩ
- Moisture Resistance: 1000hr □R± (2%R0+0.05Ω)
- Moisture-Proof load life (40 °C 95%RHon ~ off cycle 1000 hrs.): □R± (5%R0+0.1Ω)
- Load Life 40 °C 95%RHon ~ off cycle 1000 hrs.
- No flammability (500%, 1000%, 1600%): not flamed
- Terminal tensile strength: 22.2N for 5w-25w, 44.4N for all other
- Dielectric resistance of coating: 500 volt/1000 volt/3000 volt



## MOTORON SEMICONDUCTORS CORPORATION

11, Shri Nagar Colony, Shakti Nagar Extension, Delhi-110052 Tel: 91-011-23648181/23655454  
 motoronenergy@hotmail.com